

## Half Square Triangles Tutorial

This tutorial shows you how to making half-square triangles from 10-inch squares. These blocks are quick to make and very versatile to design a beautiful quilt.

- The finished quilt is a 7 x 9 layout and measures 67" x 85" including the 2-inch border.
- The block finishes at 9" (9-1/2" unfinished).
- Sew all seams at 1/4".

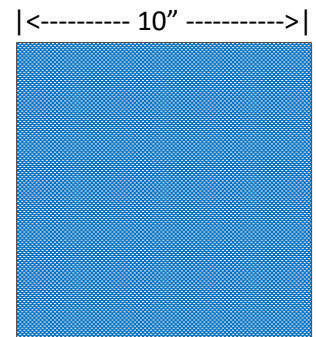

### What You Need for a Whole Quilt:

Fabric	Fabric Unit Size	Number of Blocks	Yardage	Number of Strips
Blue Fabric, solid or patterned	10" x width-of-fabric	32	1 1/4	4
Red Fabric, solid or patterned	10" x width-of-fabric	32	1 1/4	4
Light-colored fabric (white, beige, light pattern) solid or patterned	10" x width-of-fabric	64	2 1/2	8
Matching Border Fabric, solid or patterned	2.5" x width-of-fabric	---	2/3	8


\* Assuming that the width of fabric is at least 40" wide from selvage to selvage.

### Preparation:

1. Cut the reds, blues, and lights into 10" squares.




2. For each 10" square of light fabric, draw a diagonal line on the wrong side of the fabric.

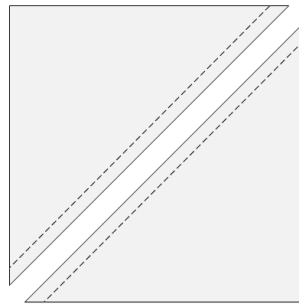


**Making the Half-square Triangles:**




1. Pair the marked square with a red/blue square of the same size, edges matched and right sides together. Secure squares with straight pins.
2. Sew two seams, each 1/4" from the marked center line.



3. Use scissors or rotary cutting equipment to cut through both layers of the square on the marked center diagonal.



4. Place the half square units on your ironing board, the side with the darkest fabric up.
5. Open up one unit and press carefully, moving the iron into the seam that separates the dark half from the light half.
6. Trim the "dog ears" from the ends of seam allowances.




Quilt Examples




63 blocks total

- Cut 15 10" squares of various reds
- Cut 17 10" squares of various blues
- Cut 32 10" squares of various whites/beiges



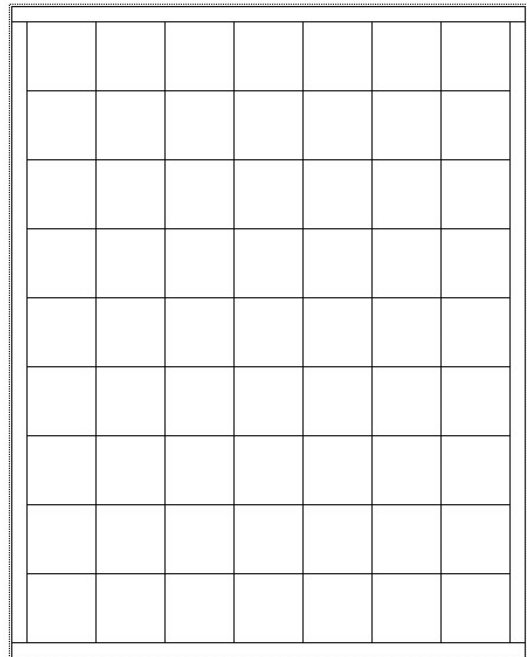
48 blocks total – 62" x 76"

- Cut 24 10" squares of various blues
- Cut 24 10" squares of various whites/beiges



63 blocks total

- Cut 16 10" squares of various blues
- Cut 16 10" squares of various reds
- Cut 32 10" squares of various whites/beiges



Design your own...